

4

3

2

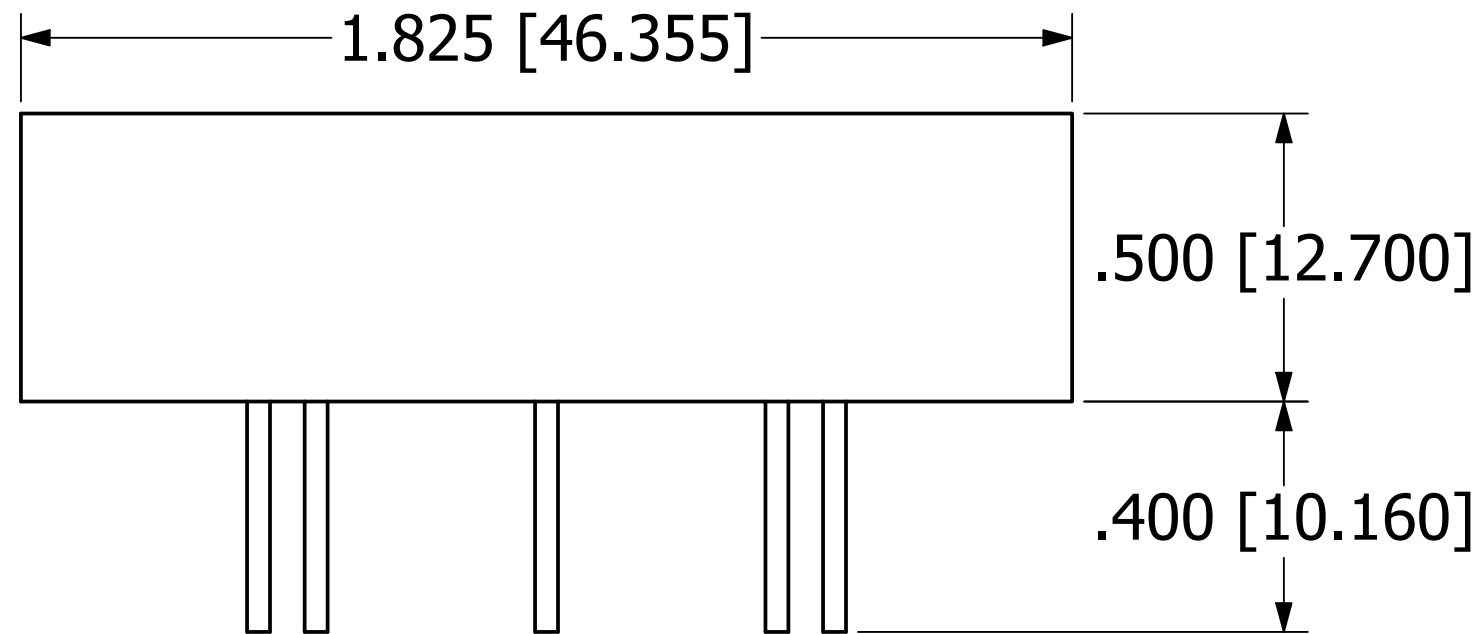
1

NOTES

a. ALL DIMENSIONS ARE IN INCHES, [] = MM

D

D

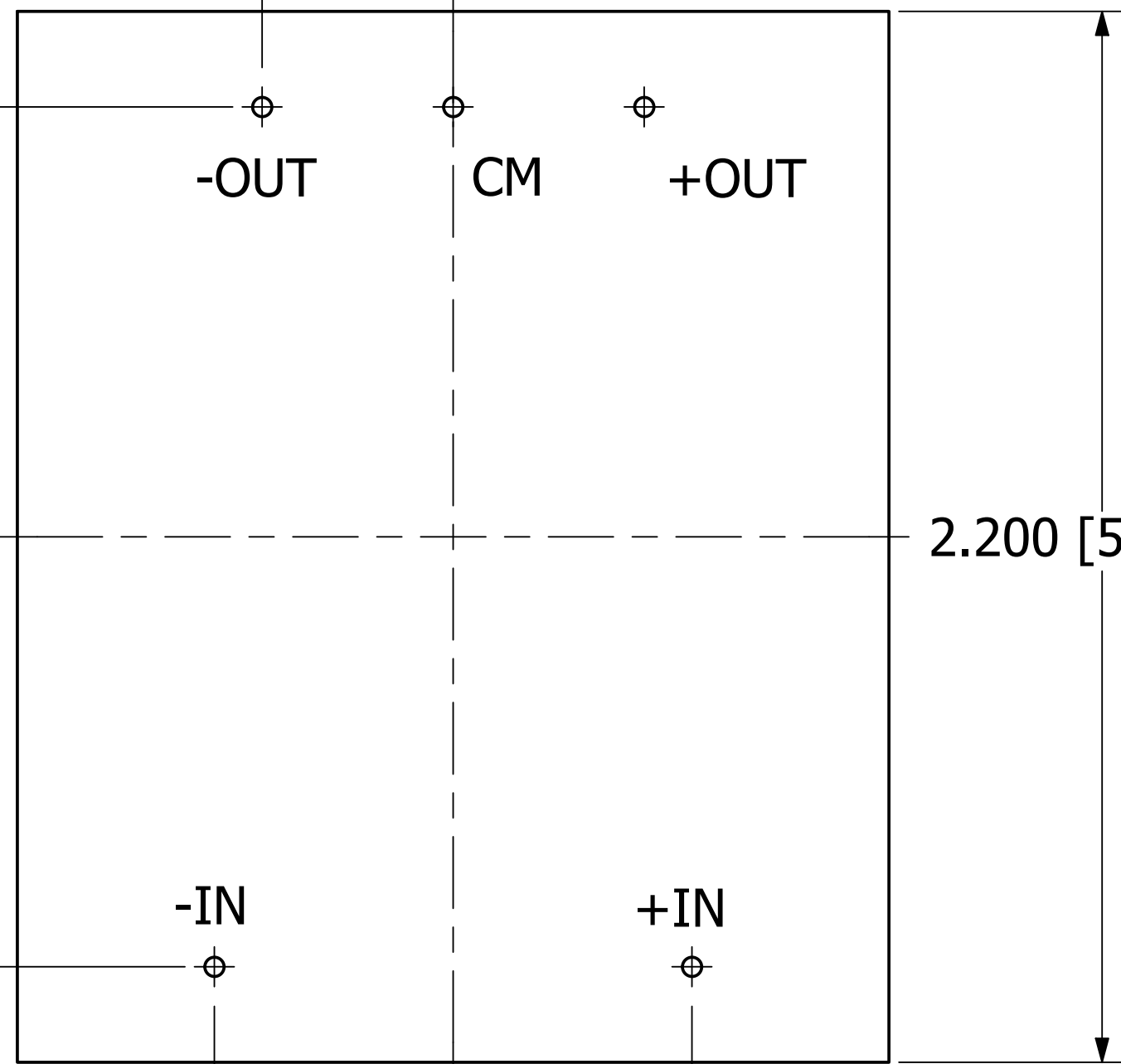


Ø.040 [Ø1.016]
X 5

C

C

.400 [10.160]



1.800 [45.720]

2.200 [55.880]

1.000 [25.400]

B

B


A

A

BOTTOM VIEW

PROPRIETARY AND CONFIDENTIAL

THE INFORMATION CONTAINED IN THIS DRAWING IS THE SOLE PROPERTY OF PICO ELECTRONICS INC. ANY REPRODUCTION IN PART OR AS A WHOLE WITHOUT THE WRITTEN PERMISSION OF PICO ELECTRONICS INC. IS PROHIBITED



DRAWN	P.PALUCH	PICO Electronics	143 Sparks Ave Village of Pelham, NY 10803		
CHECKED	H. VIDAURRE				
QA		SERIES LVC - DUAL			
MFG					
APPROVED		SIZE	DWG NO	REV	
REVISION DATE	06/06/2023	C		1	
		SCALE	NTS	www.picoelectronics.com	

4

3

2

1